

Worksheet:

When you first log in to DegreeWorks, you will still be brought to your worksheet. The worksheet looks a little different, but you still will see the requirements for your major first, followed by your general education requirements. Notes made by counselors or admissions & records are still at the bottom of the worksheet as is a legend explaining what the symbols on the worksheet mean.

Legend

- Complete
- Not complete
- Complete except for classes in-progress
- Nearly complete - see advisor
- Prerequisite
- Any course number

Education Plan:

To view your education plan, you will click on the “Plans” link at the top of the screen.



This will bring you to a list of your education plans. Click on the one you want to open up.

Plan List		
Description	Active	Modified ↓
AA-T, IGETC, History	No	10/28/2018
AA-T, IGETC, Political Science	No	10/28/2018

You may need to scroll down the page to view your plan. Your education plan will be displayed horizontally with earliest semester on the left. All of your courses for a semester will be listed in the column under that semester label.

Fall 2018 Credits: 10.0

- +
- ENGL 1A Credits: 4.0
- POLS 1 Credits: 3.0
- POLS 12 Credits: 3.0
- Course range IGETC Area 1C course (3 units)
- Course range Transferable elective course (3 units)

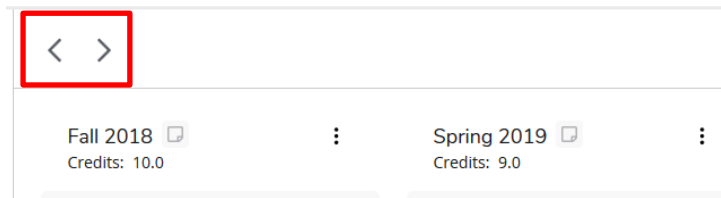
Spring 2019 Credits: 9.0

- +
- MATH 5 Credits: 3.0
- POLS 3 Credits: 3.0
- Course range Transferable elective courses (6 units)
- HIST 1 or HIST 2 Credits: 3.0
- +

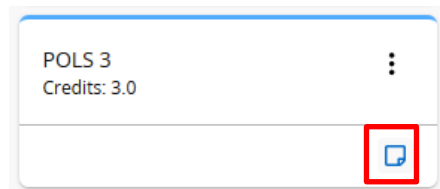
Fall 2019 Credits: 6.0

- +
- POLS 4 Credits: 3.0
- Course range IGETC Area 5A course (3 - 4 units)
- Course range IGETC Area 4 course (3 units)
- Course range Transferable elective course (3 units)
- ENGL 1C or PHIL 4 Credits: 3.0

If you have a plan with many semesters, you may need to click on the arrows to scroll to view the other semesters.

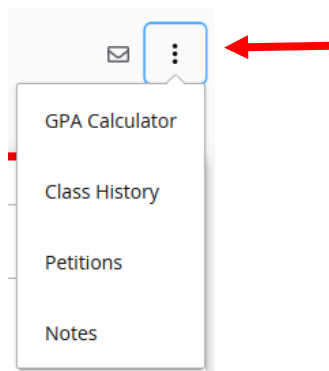


Make sure to pay special attention to the notes icon. If it is blue, that means there is a note for you to read! Click on the notepad to open up the note.



Other features:

To access other features, such as class history or the GPA calculator, look for the 3 dot icon at the top right of either the worksheet or the plans page. Click on the 3 dot icon to reveal the other features then click on the one you want to display.



The “**What-If**” feature can be access from the worksheet, just click on where it says “What-If”.

Gavilan ID: G00255856 Name: Gilstrap, Debbie Christensen Degree: ADT: Anthropology AA-T - CSU Transfer

Level Undergraduate Major Anthropology

Disclaimer Statement This is an estimation of your degree progress which is based upon the work completed below. Your degree progress and course work listed below reflect courses taken at Gavilan College only. Transfer course work is not included in the degree audit unless an exception has been entered on your audit. See your counselor for further information.

College Gavilan College Placement Tool English 1500 Placement Tool Math 2600

Academic

What-If

Format: Student View

Degree progress: Overall GPA 0.000

In-progress classes [Process](#)

This feature allows you to see what would happen if you switched to a different major. Select the new major under “Degree” and then select your catalog year. Then click the “Process” button at the bottom.

Academic **What-If**

What-If Analysis

Use current curriculum

Program

Degree *
ADT: Anthropology AA-T - CSU Transfer

Catalog year *
Fall 17 - Summer 18

Future classes

Subject Number [Add](#)

In-progress classes

[Process](#) [Reset](#)