





Student Achievement Metrics

Data Element	Definition of the measure	2018-19	2019-20	2020-21	2021-22	2022-23	2023-24	5-yr progress	5-yr average	Institution-Set	
										Standard	Stretch Goal
Course Completion Rates	Rate of successful completion of courses (students earning a passing grade of C or better)		73%	74%	72%	73%	73%		73%	72%	73%
Number of Degrees	Number of Associate Degrees		596	600	634	537	697		613	562	700
Number of Certificates	Number of Chancellor's Office approved certificates		678	627	547	501	511		573	940	987
Number of Students Transferred	Number of students who were enrolled at Gavilan College and transferred to a 4-Yr Institution	485	533	528	495	426			493	575	650

Note: There is a 1-year lag for transfer data, and trailing academic yr information are displayed here.

Data Mart information as of 9/23/2024