

## Report on Board of Governors Grant – Enrollment Fee Waiver (BOGG)

This report examines BOGG waiver recipients for 2004-05, the latest academic reporting years for which complete data are available from both the Chancellor’s Office Data Mart and referential files, and Gavilan’s Santa Rosa database. Financial aid data are reported annually.

**Data Mart and CO MIS BOGG Waiver Reporting.** The CO Data Mart reports that a total of 2,862 Gavilan students received BOGG waivers totaling \$1,172,074 in 2004-05. The largest number of waivers was granted on the basis of income standards (Type BB, 71% of total awards). BOGGs awarded for unreported reasons (Type BA) make up 20% of total waivers for 2004-05.<sup>1</sup>

<i>2004-05 BOG Award Type (Data Mart)</i>	<i>Headcount</i>	<i>Amount</i>
BOGW – Part A basis unreported	585	\$264,682
BOGW – Part A-1 based on TANF recipient status	137	\$76,727
BOGW – Part A-2 based on SSI recipient status	98	\$30,576
BOGW – Part A-3 based on general assistance recipient status	6	\$2,720
BOGW – Part A-4 based on Veteran’s or National Guard dependent status	16	\$7,914
BOGW – Part B based on income standards	2020	\$789,455
<b>Total</b>	<b>2,862</b>	<b>\$1,172,074</b>

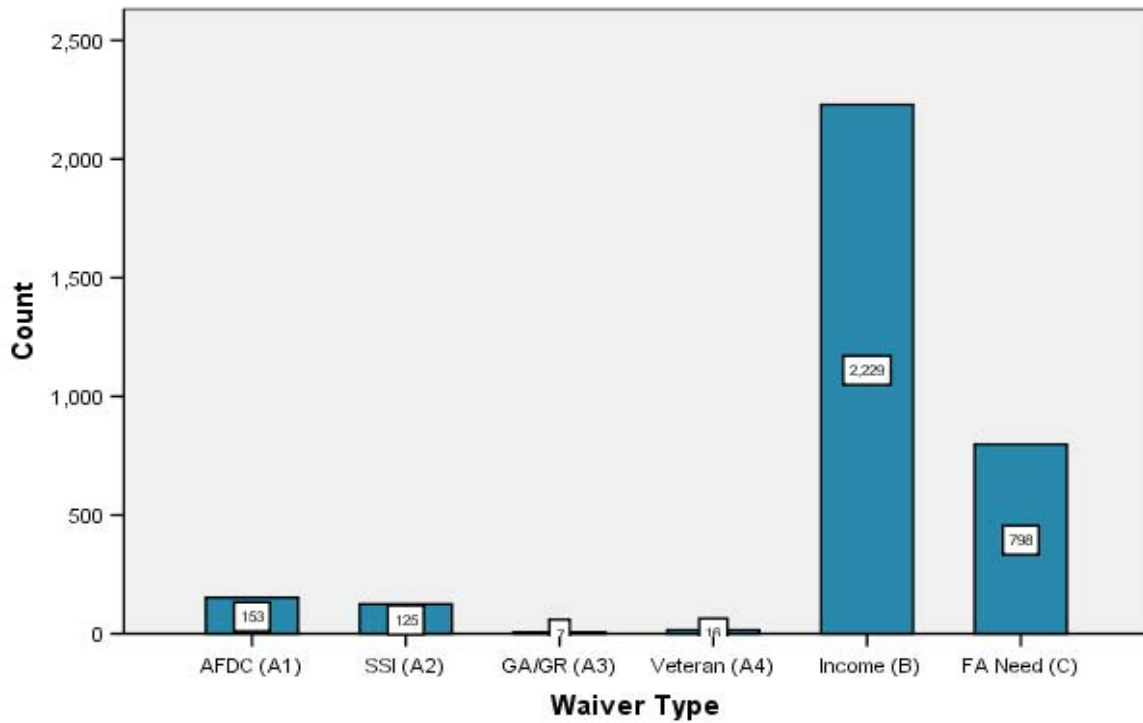
Within the CO MIS data warehouse, BOGG data are reported in two files (SF and FA 441). The most recent annual data provide information about waivers awarded from the Summer 2002 term on; data for the 2004-05 reporting period are provided below. Data from the FA file and the Data Mart produce virtually identical counts. However award type “Veteran’s or National Guard dependent status,” referred to as type “B4,” is described as comprising two award types (F2 and F3) in the CO MIS data element dictionary. The reporting year spans four terms; the exact start and end dates of the reporting period are not provided. In the table below, the reporting year is 2005; the terms span 2004 and 2005.

CO MIS FA Data File	2005 Reporting Year				Total
	Summer 2004	Fall 2004	Spring 2005	Summer 2005	
BOG A-1 TANF	63	40	34		137
BOG A-2 SSI	26	47	25		98
BOG A-3 General Assistance	1	4	1		6
BOG B-4 no description provided	3	7	6		16
BOG A Unknown Basis	141	323	121		585
BOG B Income Standards	580	992	450		2022
Term Total	814	1413	637	0	
<b>Annual total</b>	<b>2864</b>				<b>2864</b>

<sup>1</sup> Data on BOGG waivers were obtained from: histry.bogg-detail-info, histry.stumast, Data Mart and SF/FA 441.

**Gavilan BOGG Waiver Reporting.** Gavilan’s BOGG history database shows differences in the distribution of awards by type and in the number of total awards reported, when compared to the Data Mart and data warehouse files. For 2004-05, Gavilan reports **3,326** students received as opposed to 2,862 reported by Data Mart. In addition to the 16% difference in waiver head count, the type of awards reported in Gavilan’s database include award type **C** (BC, financial need), which was not reported by the Data Mart. Gavilan reported no awards of type **BA** (Unknown basis for BOGG) while this award type makes up 20% of the awards reported by the Data Mart.

**Gavilan BOGG Waivers by Type, 2004-05**



Examination of the distribution of BOGG awards across reporting years suggests at least two potential sources of discrepant reporting.

**Award Type Coding.** A comparison of Santa Rosa and CO MIS databases showed that Financial Aid Need type BC (Type C, Gavilan) was used by the CO until 1999-2000 only. From 2000 to 2003, the Data Mart reported all BOGG waivers as “Part A basis unreported.” From 2003 on, waivers in the Data Mart system were reported with types shown in the table below.

<b>Gavilan BOGG Awards 2004-05</b>	<b>Count</b>	<b>Data Mart BOGG Awards 2004-05</b>	<b>Count</b>	<b>Difference</b>
AFDC (A1)	153	BOGW – Part A-1 TANF recipient status	137	11.6%
SSI (A2)	125	BOGW – Part A-2 SSI recipient status	98	27.5%
GA/GR (A3)	7	BOGW – Part A-3 general assistance recipient status	6	16%
Veterans (A4)	16	BOGW – Part A-4 Veteran’s or National Guard dependent status	16	0%
Income (B)	2227	BOGW – Part B income standards	2020	10.2%
Financial Aid Need (C)	798	BOGW – Part A basis unreported	585	100%
<b>Total</b>	<b>3326</b>		<b>2862</b>	<b>16.2%</b>

According to Gavilan’s BOGG history data file (data from 2003-04 onward), waivers have not been classified as “Part A basis unreported.” Inconsistency in or different criteria for categorizing BOGG awards across data systems is one source of potential error.

**Reporting Year.** Discrepant counts may also be the result of slight differences in how BOGG awards are assigned to or counted in specific academic reporting periods. For example, in 2004-05, Gavilan reported 153 AFDC (or TANF) awards, while in the previous reporting year 2003-04, the Chancellor’s Office reported 153 AFDC/TANF awards. Given the lack of consistency in BOGG waiver counts across the two systems, the identical count of AFDC waivers in different reporting years could easily have occurred by chance. However, it would probably be helpful to confirm the exact reporting periods of financial aid grants.

<b>Gav BOGG History File</b>	<b>Reporting Period (Fiscal Year)</b>				<b>CO MIS FA Data File</b>	<b>Reporting Period (Academic Year)</b>		
	<b>2003-04</b>	<b>2004-05</b>	<b>2005-06</b>	<b>2006-07</b>		<b>2003</b>	<b>2004</b>	<b>2005</b>
Ineligible	3							
AFDC	179	153	122	2	BOG A-1 TANF		153	137
SSI	49	125	155	16	BOG A-2 SSI		38	98
GA/GR	10	7	4		BOG A-3 General Assistance		8	6
Veterans	6	16	11		BOG no description provided (B4)		6	16
Income	1030	2227	2199	49	BOG B Income Standards		1661	2022
FA Need	345	798	841	15	BOG A Unknown Basis	4372	534	585
<b>Total</b>	<b>1622</b>	<b>3326</b>	<b>3332</b>	<b>82</b>	<b>Total</b>	<b>4372</b>	<b>2400</b>	<b>2864</b>

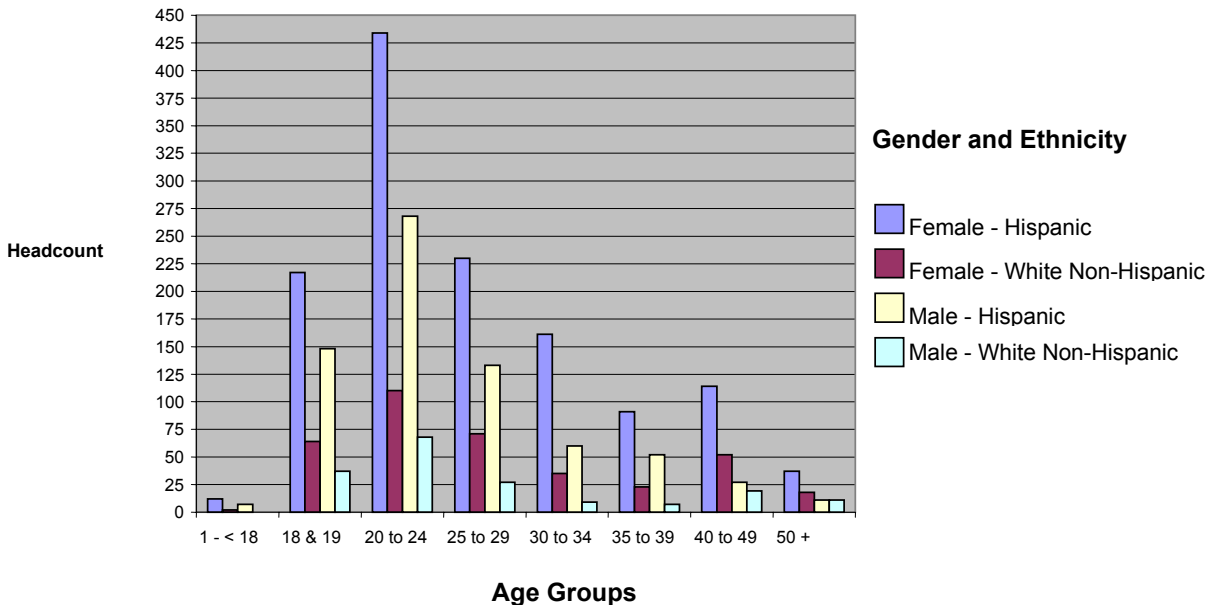
### *Student Demographic Profile*

Demographic information for 2004-05 students is based on Data Mart and Gavilan BOGGS history files. The distribution of BOGG fee waivers across gender and ethnicity shows that Hispanic females (n=1,296) and Hispanic males (n=706) were granted the largest number of waivers during 2004-2005. As a group, Hispanic students received 70% of the total BOGG waivers granted during this time period. White, non-Hispanic students account for approximately 20% of total waivers and represent the second largest demographic group receiving BOGG (n = 553).

Ethnicity	Female		Male		Unknown		Total count	Total Amount
	N	\$	N	\$	N	\$		
Hispanic	1296	521,730	706	257,862	1	54	2003	\$779,646
White Non-Hispanic	375	166,641	178	84,905			553	\$251,546
African-American	31	14,503	44	24,373			75	\$38,876
Unknown	38	18,867	21	10,600			59	\$29,467
Asian	42	16,610	28	9,510	1	54	71	\$26,174
Other Non-White	24	10,855	11	5,934			35	\$16,789
American Indian/ Alaskan Native	19	9,920	7	3,231			26	\$13,151
Filipino	16	5,565	14	6,954			30	\$12,519
Pacific Islander	7	3,211	3	695			10	\$3,906
<b>Grand Total</b>	<b>1848</b>	<b>\$767,902</b>	<b>1012</b>	<b>\$404,064</b>	<b>2</b>	<b>\$108</b>	<b>2862</b>	<b>\$1,172,074</b>

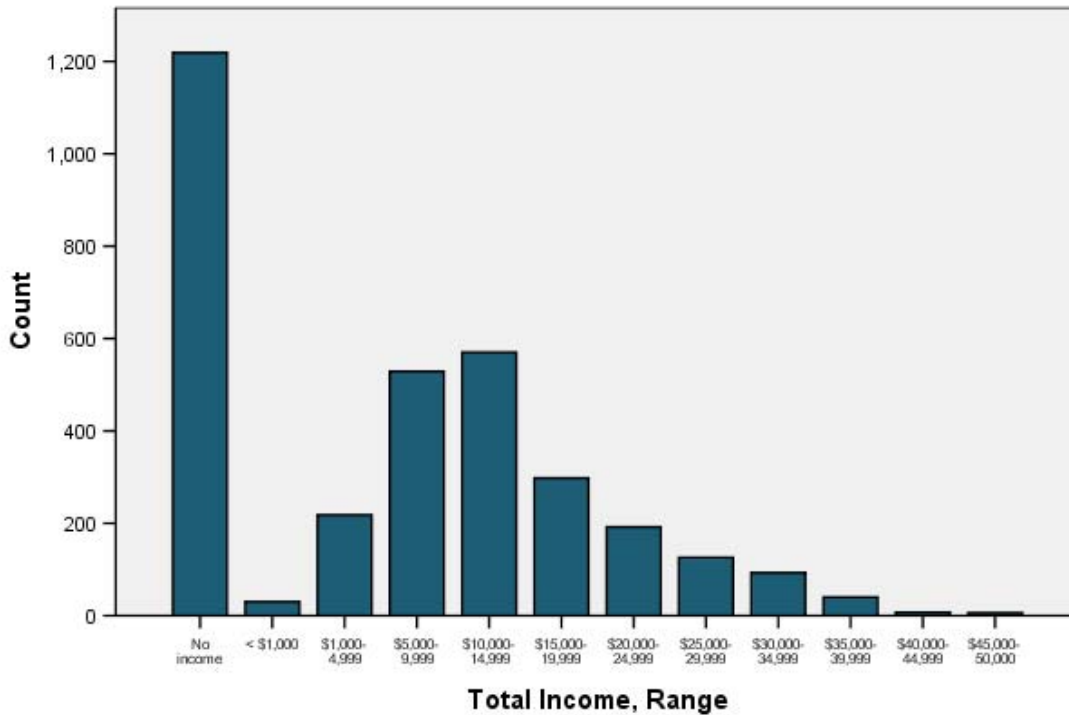
Among both Hispanic and White, non-Hispanic students, the highest number of waivers was granted to students between 20 and 24 years of age. While the receipt of waivers tended to decrease for all students over age 30, Hispanic females between the ages of 30 and 49 were granted more waivers than other students receiving waivers in those age groups.

**Distribution of BOGG Waivers by Gender and Age for Hispanic and White Students, 2004-05**



Income for waiver recipients was derived from the BOGG history file which includes adjusted gross family income based on parent, student, untaxed, and other sources of income. Income data are self-reported by students and should be interpreted with caution.

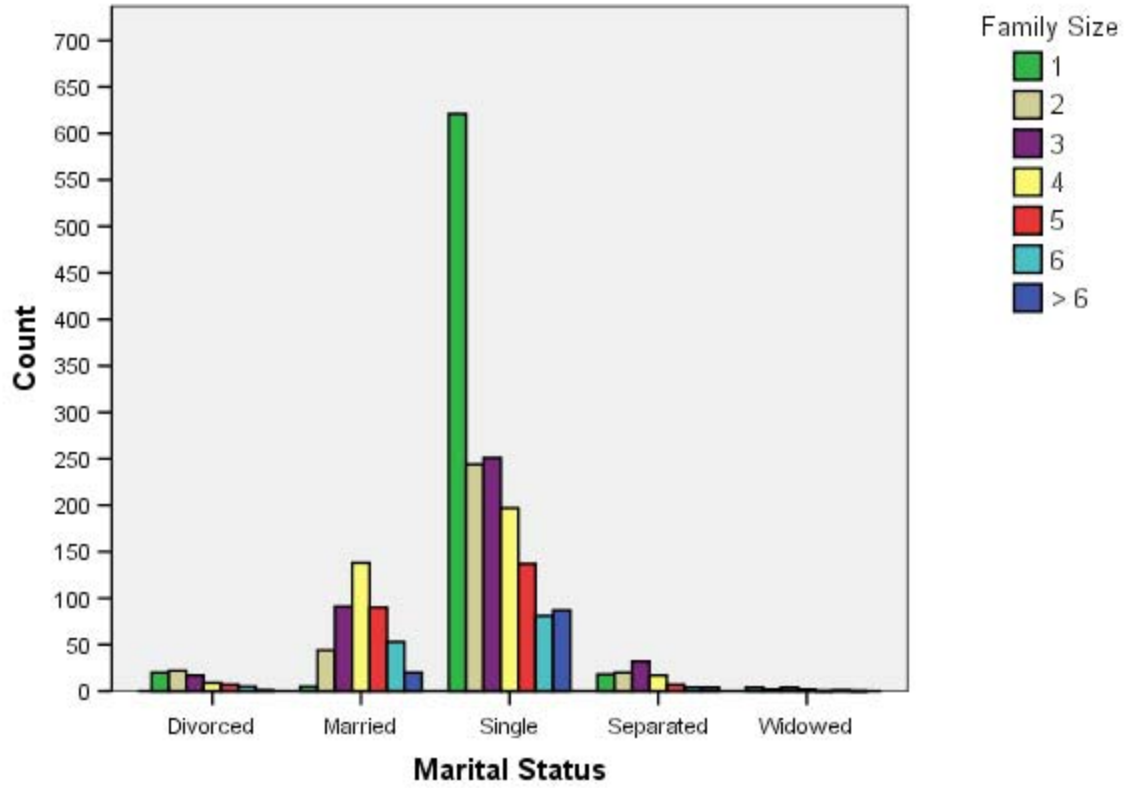
**Income of Gavilan BOGG Recipients, 2004-05**



Although approximately 92% of 2004-05 BOGG recipients reported incomes of less than \$25,000, 8% reported income between \$25,000 and \$50,000 with family sizes of 4 or greater. Both Type A and Type B waivers are granted based on a combination of factors, including family size and income.

BOGG history data included a significant amount of missing data for students who did not provide information on key demographic and income indicators. For the 2004-05 fiscal year, the merged dataset resulted in 2,154 females and 1,172 males (n=3228; 2 unidentified). Of these, 1,073 (32%) of all BOGG students had no valid data on family size, dependent status, and marital status. Of the remaining 2,255 students with valid data, 77% were classified with independent financial status and 49% were single. Of the 1,618 students reporting single marital status, 62% reported family sizes of 2 or more.

### Family Size and Marital Status, BOGG Recipients 2004-05



### *Student Academic Profile*

In 2004-05, 19.6% of BOGG recipients indicated that their educational goal was to earn a baccalaureate degree after earning an associate degree. Approximately 11% of the students were attending Gavilan to prepare for new careers.

<b>BOGG Recipients 2004-05 Educational Goals</b>	<b>Frequency</b>	<b>Percent</b>
Personal interest	265	8.0
Earn BA/BS after earn AA/AS	653	19.6
Earn BA/BS without AA/AS	116	3.5
Earn AA/AS without transfer	164	4.9
Earn vocational degree	87	2.6
Earn vocational certificate	91	2.7
Formulate career plans/goals	109	3.3
Prepare for new career	363	10.9
Advance in current career	70	2.1
Maintain certificate/license	65	2.0
Improve basic skills	176	5.3
Complete HS credits/GED	39	1.2
Undecided on goal	317	9.5
Missing Data	813	24.4
<b>Total</b>	<b>3328</b>	<b>100.0</b>

### **Day & Evening Class Enrollment**

	<b>Frequency</b>	<b>Percent</b>
Day credit	1166	35.0
Day credit & non credit	81	2.4
Day & evening credit	501	15.1
Day/eve credit/non credit	20	.6
Day non credit	16	.5
Evening credit	476	14.3
Missing Data	1068	32.1
<b>Total</b>	<b>3328</b>	<b>100.0</b>